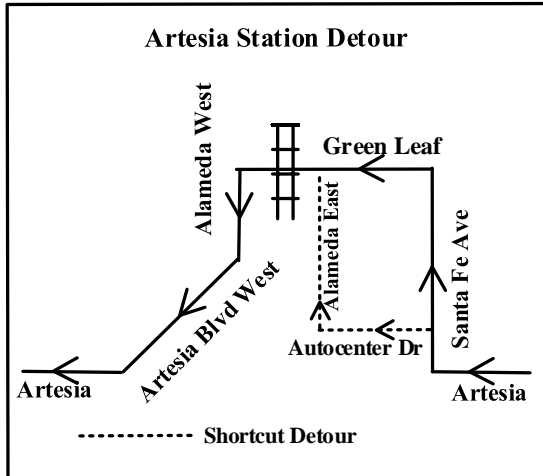
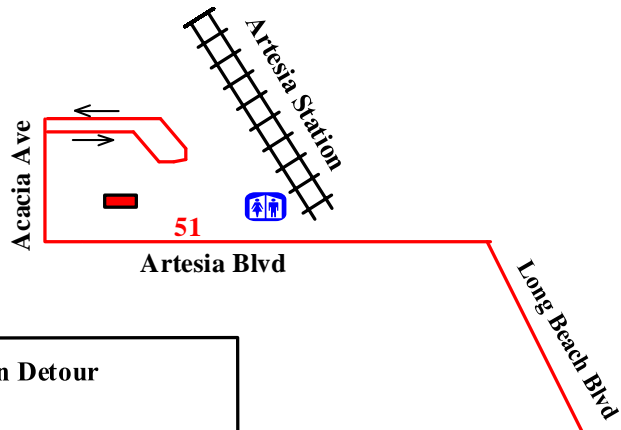
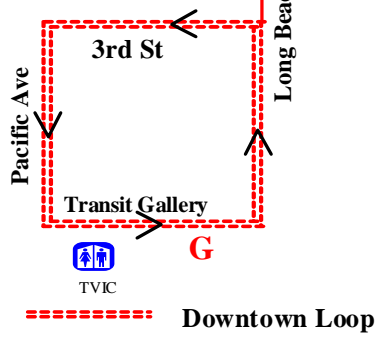
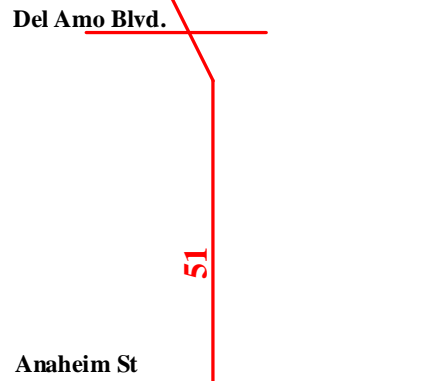


**50 Series**



**Headsign Change Location:**  
 Southbound Long Beach Bl. @ 8th St.



- █ Recovery Location
- Comfort Zone

Not to Scale

**Route 51**

## Turn Sheet for Route 51

<b>Inbound</b>	<b>Outbound</b>
<p>From Artesia Station recovery location. (Exit Artesia Station west bound) Left Turn Acacia Ave. Left Turn Artesia Blvd. (Double Turning Lanes) Right Turn Long Beach Blvd.</p> <p><b>Headsign Change Location Long Beach Blvd. at 8<sup>th</sup> St.)</b></p> <p>Right Turn 3rd Street. Left Turn Pacific Ave. Left Turn 1<sup>st</sup> Street</p> <p>Enter Transit Gallery Shelter "G".</p>	<p>From Transit Gallery Shelter "G". (East bound 1<sup>st</sup> Street) Left Turn Long Beach Blvd. Left Turn Artesia Blvd. Right Turn Acacia Ave. Right Turn into Artesia Station.</p> <p>Discharge remaining passengers and proceed to recovery location. Depart layover quickly so that you can board passengers and leave station on time.</p> <p><b>Headsign Change Location)</b></p>

**Note: Turn Sheets Do Not Over Rule Running Board Sheets. Operators Have An Individual Responsibility To Read And Understand Each Running Board Sheet And Follow Any Instruction Accordingly.... (Reviewed 8/8/2022)**